

MODUS

H11 Version 1.10 New Functions

For USB Wireless LAN adapter Users

Yamaha has updated the firmware of the H11 from Version 1.00 to Version 1.10. This version provides an additional, push-button method for WPS setup for making Internet settings, and WPA and WPA2 security formats.

Please refer to the chapter “Internet Direct Connection” on page 33 in your owner’s manual, along with this manual.

NOTE

For details on how to check the version for the instrument you are using, refer to the chapter “Checking the version number” on page 16 in your owner’s manual.

NOTE

For details on how to update, visit the following URL:
<http://services.music.yamaha.com/radio/connect.html>

● **Added method for making Internet Settings**

Since a push-button method for WPS setup has been added, wireless network settings can easily be made.

● **Enhanced security**

The instrument now includes settings for the robust WPA and WPA2 security formats (types listed below), which are stronger than those conventionally adopted for WEP.

WPA-PSK (TKIP), WPA-PSK (AES), WPA2-PSK (TKIP), WPA2-PSK (AES)

NOTE

Concerning the WPA and WPA2 security formats, if you are not using the push-button method for WPS setup, visit the following URL:

<http://services.music.yamaha.com/radio/connect.html>

NOTE

Some USB Wireless LAN adaptors do not support the push-button method for WPS setup, or the WPA and WPA2 security formats. For a list of USB Wireless LAN adaptors whose compatibility have been confirmed by Yamaha, visit the Yamaha website:

<http://download.yamaha.com/>

NOTE

To configure the setting for the Wireless LAN using the push-button method for WPS setup, the access point must support that method. For details about checking or changing the settings of the access point, refer to the owner’s manual of the access point (the Wireless LAN router) you are using.

NOTE

The H11 does not support the PIN method.

Setting the push-button method for WPS setup

Operation

If the access point (the Wireless LAN router) you are using is compatible with the push-button method for WPS setup, the settings for the wireless network can be automatically made.

1 Connect a USB Wireless LAN adapter to a USB terminal on the instrument.

NOTE

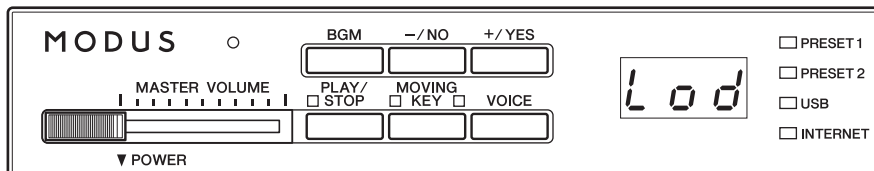
For details on making connections, visit the following URL:
<http://services.music.yamaha.com/radio/connect.html>

2 Hold down the [BGM] button and press the [+ / YES] button then, engage the Load mode.

The indication "Lod" appears in the display.

NOTE

If you engage the Load mode when the instrument is online, the instrument switches to offline connection status.



NOTE

If you engage the load mode, BGM mode will be turned off.

NOTE

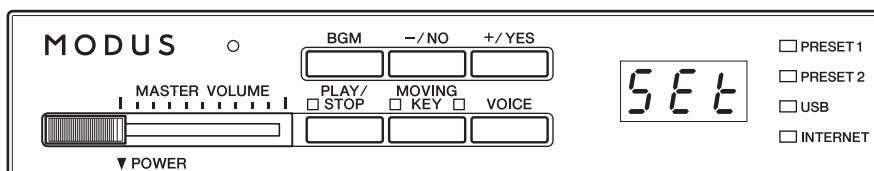
If you want to cancel the operation, press any button (other than the [PLAY] button or the [+ / YES] / [- / NO] buttons.).

NOTE

You can not engage the load mode during BGM playback.

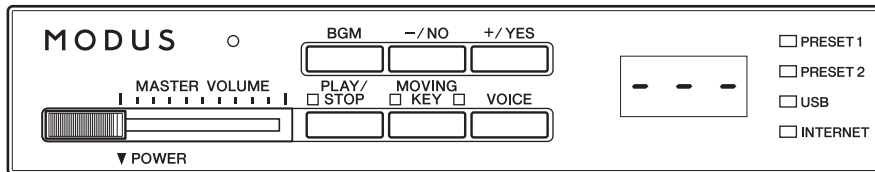
3 Press the [+ / YES] button or the [- / NO] button, then engage the push-button method for WPS setup.

The indication "SEt" appears in the display.



4 Press the [PLAY] button to execute the setting using the push-button method for WPS setup.

The indication “---” appears in the display.



5 Press the WPS button of the access point you are using within two minutes of executing step 4 above.

The settings for SSID, channel, security and key are automatically configured. The process of settings using the push-button method for WPS setup is executed and then an “End” message will appear on the display. If the settings are successfully completed, the settings are automatically saved. The items (SSID, channel, security and key) related to Wireless LAN are saved this time and values of the other items are initialized.

6 To exit from the push-button method for WPS setup, press any button ([BGM] button, etc.).

The settings using the push-button method for WPS setup is complete.

NOTE

For information about confirmation and changes in the settings of the access point side, refer to the owner's manual for the specific access point (the Wireless LAN router) you are using.

NOTE

The security format settings are automatically saved to the same settings on the access point (the Wireless LAN router) you are using.

NOTE

If the settings are not successfully completed, an “Err” message and the error code will appear alternately on the display. To return to the indication (non-indication) at the start-up from this state, press the [-/NO] or [+ /YES] button.

NOTE

About the Error Codes

You can check the descriptions for the error codes on the Yamaha website:

<http://services.music.yamaha.com/radio/faq.html>

For details about IDC settings, visit the following URL:

<http://services.music.yamaha.com/radio/connect.html>

About Using BSD-Licensed Software

The software used by this product includes components that comply with the BSD license.

The restrictions placed on users of software released under a typical BSD license are that if they redistribute such software in any form, with or without modification, they must include in the redistribution (1) a disclaimer of liability, (2) the original copyright notice and (3) a list of licensing provisions.

The following contents are displayed based on the licensing conditions described above, and do not govern your use of the product.

WPA Supplicant

Copyright © 2003-2009, Jouni Malinen <j@w1.fi> and contributors
All Rights Reserved.

This program is dual-licensed under both the GPL version 2 and BSD license. Either license may be used at your option.

License

Redistribution and use in source and binary forms, with or without modification, are permitted provided that the following conditions are met:

1. Redistributions of source code must retain the above copyright notice, this list of conditions and the following disclaimer.
2. Redistributions in binary form must reproduce the above copyright notice, this list of conditions and the following disclaimer in the documentation and/or other materials provided with the distribution.
3. Neither the name(s) of the above-listed copyright holder(s) nor the names of its contributors may be used to endorse or promote products derived from this software without specific prior written permission.

THIS SOFTWARE IS PROVIDED BY THE COPYRIGHT HOLDERS AND CONTRIBUTORS "AS IS" AND ANY EXPRESS OR IMPLIED WARRANTIES, INCLUDING, BUT NOT LIMITED TO, THE IMPLIED WARRANTIES OF MERCHANTABILITY AND FITNESS FOR A PARTICULAR PURPOSE ARE DISCLAIMED. IN NO EVENT SHALL THE COPYRIGHT OWNER OR CONTRIBUTORS BE LIABLE FOR ANY DIRECT, INDIRECT, INCIDENTAL, SPECIAL, EXEMPLARY, OR CONSEQUENTIAL

DAMAGES (INCLUDING, BUT NOT LIMITED TO, PROCUREMENT OF SUBSTITUTE GOODS OR SERVICES; LOSS OF USE, DATA, OR PROFITS; OR BUSINESS INTERRUPTION) HOWEVER CAUSED AND ON ANY THEORY OF LIABILITY, WHETHER IN CONTRACT, STRICT LIABILITY, OR TORT (INCLUDING NEGLIGENCE OR OTHERWISE) ARISING IN ANY WAY OUT OF THE USE OF THIS SOFTWARE, EVEN IF ADVISED OF THE POSSIBILITY OF SUCH DAMAGE.

XySSL

Copyright © 2006-2008, Christophe Devine.
All rights reserved.

Redistribution and use in source and binary forms, with or without modification, are permitted provided that the following conditions are met:

- * Redistributions of source code must retain the above copyright notice, this list of conditions and the following disclaimer.
- * Redistributions in binary form must reproduce the above copyright notice, this list of conditions and the following disclaimer in the documentation and/or other materials provided with the distribution.
- * Neither the name of XySSL nor the names of its contributors may be used to endorse or promote products derived from this software without specific prior written permission.

THIS SOFTWARE IS PROVIDED BY THE COPYRIGHT HOLDERS AND CONTRIBUTORS "AS IS" AND ANY EXPRESS OR IMPLIED WARRANTIES, INCLUDING, BUT NOT LIMITED TO, THE IMPLIED WARRANTIES OF MERCHANTABILITY AND FITNESS FOR A PARTICULAR PURPOSE ARE DISCLAIMED. IN NO EVENT SHALL THE COPYRIGHT OWNER OR CONTRIBUTORS BE LIABLE FOR ANY DIRECT, INDIRECT, INCIDENTAL, SPECIAL, EXEMPLARY, OR CONSEQUENTIAL DAMAGES (INCLUDING, BUT NOT LIMITED TO, PROCUREMENT OF SUBSTITUTE GOODS OR SERVICES; LOSS OF USE, DATA, OR PROFITS; OR BUSINESS INTERRUPTION) HOWEVER CAUSED AND ON ANY THEORY OF LIABILITY, WHETHER IN CONTRACT, STRICT LIABILITY, OR TORT (INCLUDING NEGLIGENCE OR OTHERWISE) ARISING IN ANY WAY OUT OF THE USE OF THIS SOFTWARE, EVEN IF ADVISED OF THE POSSIBILITY OF SUCH DAMAGE.